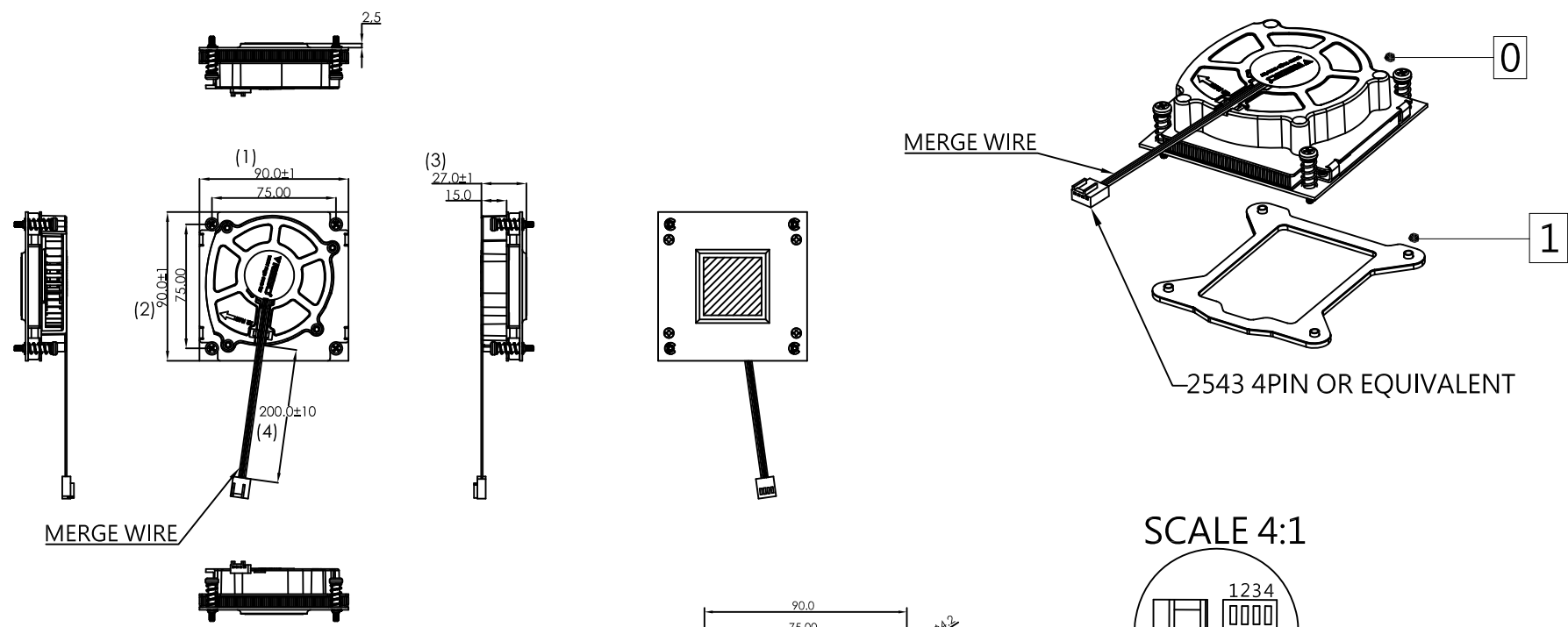


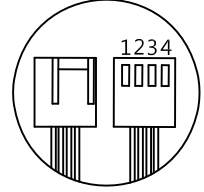
1 2 3 4 5 6 7 8 9 10

A
B
C
D
E
F

A
B
C
D
E
F



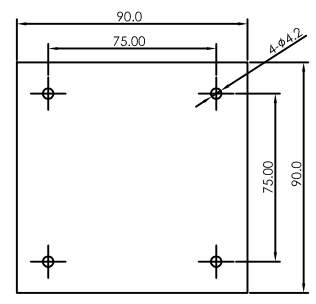
SCALE 4:1



- NOTES
- 1.LEAD WIRE UL 1061 AWG#26
 - PIN 1:BLACK WIRE---(-)
 - PIN 2:RED WIRE-----(+)
 - PIN 3:YELLOW WIRE---(FG)
 - PIN 4:BLUE WIRE---(PWM)
 - 2.HOUSING:2543-4P(BLACK) OR EQUIVALENT

NOTES:

ITEM	DESCRIPTION	MATERIAL	FINISH/COLOR	QTY
0	LABEL	ELECTROPLATING MATT SILVER POLYESTER FILM LABEL	SILVER	1
1	FAN	ENGINEERING PLASTIC	BLACK	1
2	FAN COVER	SPCC	NICKEL	1
3	FAN SCREW	STEEL	NICKEL	4
4	SCREW	STEEL	BRIGHT NICKEL	4
5	SPRING	PIANO WIRE	NICKEL	4
6	E-RING	STEEL	NICKEL	4
7	HEAT SINK	C1100	ANTI-OXIDATION	1
8	FIN	C1100	ANTI-OXIDATION	1
9	FAN COVER SCREW	STEEL	NICKEL	4
10	GREASE	X23-7762	GRAY	1
11	PLATE	STEEL	ELECTRIC BLACK	1



PCB LAYOUT

		PROPRIETARY NOTE THIS DOCUMENT CONTAINS CONFIDENTIAL INFORMATION AND PROPRIETARY TO REGO ELECTRONICS AND SHALL NOT BE REPRODUCED OR DISCLOSED TO OTHER DOCUMENTS OR USED FOR ANY PURPOSE OTHER THAN THAT FOR WHICH WAS OBTAINED WITHOUT THE EXPRESSED WRITTEN CONSENT OF REGO ELECTRONICS.			
		PROJECT	APPROVED	MATERIAL	DATE
TITLE		CHECKED	FINISH	SCALE	.X ± 0.30
PART NO		DRAWN	UNITS	REV	.XX ± 0.20
RG3124M-BF(Z)		VIC	mm	A	.XXX ± 0.10
					SHEET
					1 OF 1

1 2 3 4 5 6 7 8 9 10