

1 2 3 4 5 6 7 8 9 10

A A

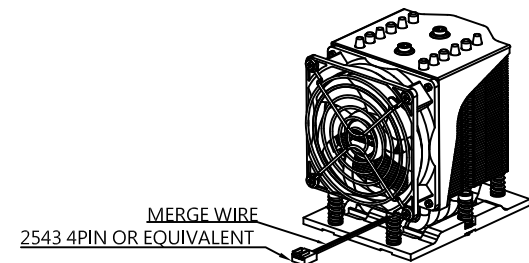
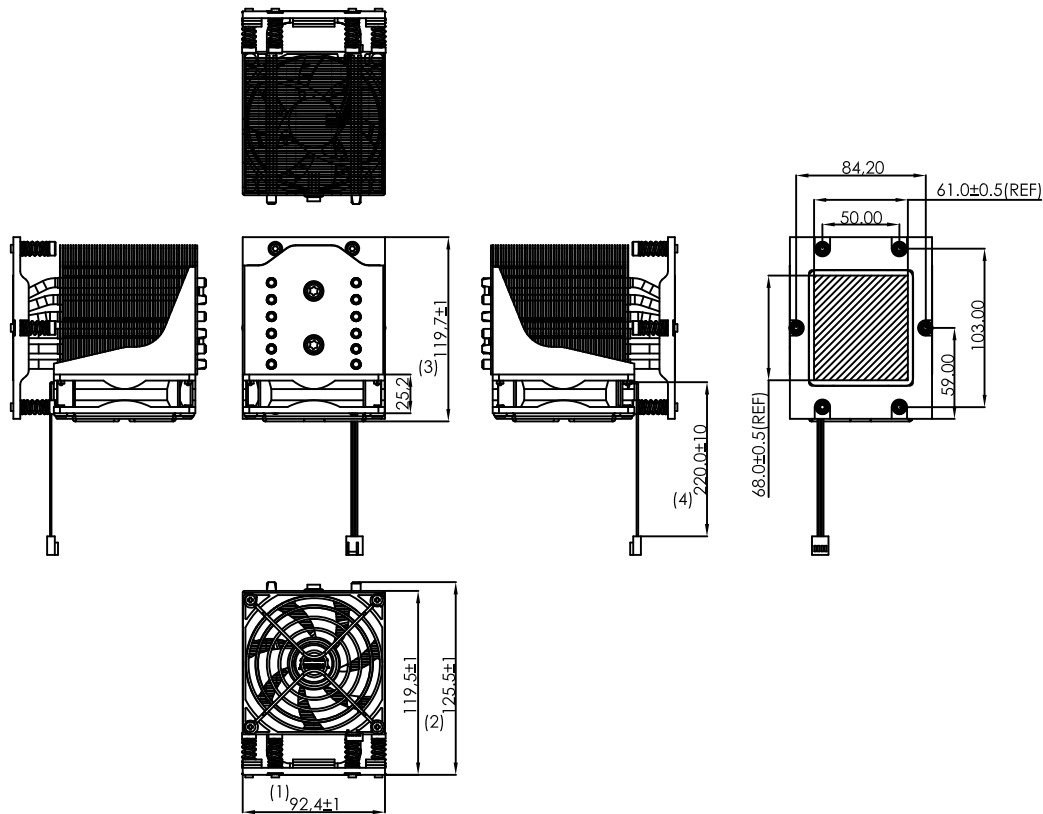
B B

C C

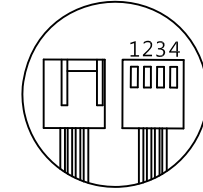
D D

E E

F F



SCALE 4:1



- NOTES
- LEAD WIRE UL 1061 AWG#26
 PIN 1:BLACK WIRE---(-)
 PIN 2:RED WIRE-----(+)
 PIN 3:YELLOW WIRE---(FG)
 PIN 4:BLUE WIRE---(PWM)
 - HOUSING:2543-4P(BEIGE) OR EQUIVALENT

NOTES:

NO	PART NAME / NUMBER	DESCRIPTION	PCS
0	RGE-ST001-1	φ24	1
1	FB9025BUAFB98aR	92x25.2	1
2	FAN GUARD	φ89.9x5T	1
3	RGE420-N		1
4	THERMAL GREASE	X23-7762 (61x68x0.15)	1

REGO

PROPRIETARY NOTE

THIS DOCUMENT CONTAINS CONFIDENTIAL INFORMATION AND PROPRIETARY TO REGO ELECTRONICS AND SHALL NOT BE REPRODUCED OR DISCLOSED TO OTHER DOCUMENTS OR USED FOR ANY PURPOSE OTHER THAN THAT FOR WHICH WAS OBTAINED WITHOUT THE EXPRESSED WRITTEN CONSENT OF REGO ELECTRONICS.

PROJECT	APPROVED	MATERIAL	DATE	.X° ± 3°
	CHRIS	SEE NOTE	2022/12/16	.X ± 0.30
TITLE	CHECKED	FINISH	SCALE	.XX ± 0.20
4U CPU COOLER FOR AMD SP5 PROCESSORS	LEVI	SEE NOTE	1:1	.XXX ± 0.10
PART NO	DRAWN	UNITS	REV	SHEET
RGE420	VIC	mm	A	1 OF 1

1 2 3 4 5 6 7 8 9 10