

1 2 3 4 5 6 7 8 9 10

A

B

C

D

E

F

A

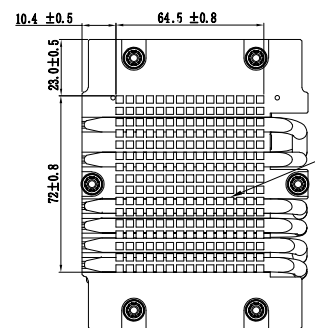
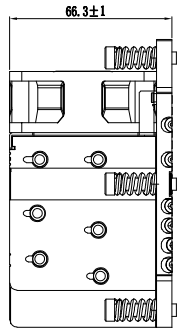
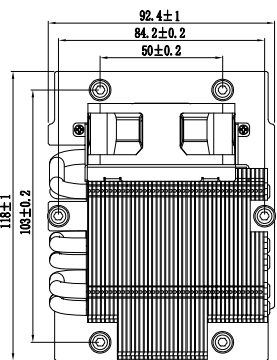
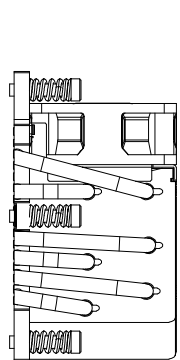
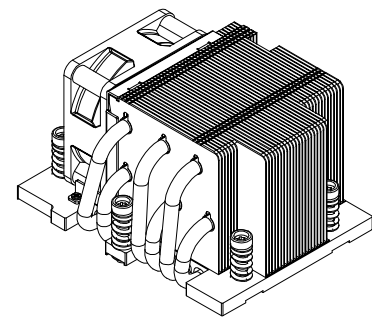
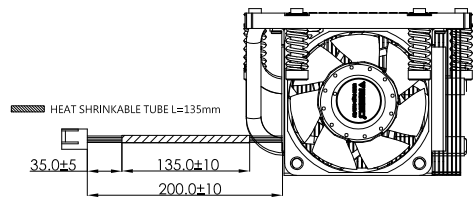
B

C

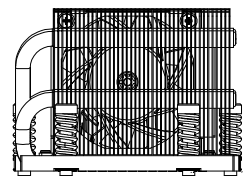
D

E


F



64.5x72



SCALE 4:1



NOTES

- 1.LEAD WIRE UL 1007 AWG#26
- PIN 1:BLACK WIRE---(-)
- PIN 2:RED WIRE---(+)
- PIN 3:YELLOW WIRE---(SIGNAL)
- PIN 4:BLUE WIRE---(PWM INPUT)
- 2.HOUSING:2543-4P (BEIGE) OR EQUIVALENT

NOTES:

NO	PART NAME / NUMBER	DESCRIPTION	PCS
0	RGE-ST001-1	∅24	1
1	1-0200460877	D5.3x15.6L	4
2	PF60251BX183307	60x25	1
3	RGE220-SN-N		1
4	THERMAL GREASE	X23-7762 (64.5x72x0.15)	1

		PROPRIETARY NOTE THIS DOCUMENT CONTAINS CONFIDENTIAL INFORMATION AND PROPRIETARY TO REGO ELECTRONICS AND SHALL NOT BE REPRODUCED OR DISCLOSED TO OTHER DOCUMENTS OR USED FOR ANY PURPOSE OTHER THAN THAT FOR WHICH WAS OBTAINED WITHOUT THE EXPRESSED WRITTEN CONSENT OF REGO ELECTRONICS.		
		PROJECT	APPROVED	MATERIAL
		CHRIS	SEE NOTE	2023/03/15
TITLE		CHECKED	FINISH	SCALE
2U CPU COOLER FOR AMD SP5 PROCESSORS		LEVI	SEE NOTE	1:1
PART NO	RGE220-SN	DRAWN	UNITS	REV
		VIC	mm	A
				SHEET
				1 OF 1

1 2 3 4 5 6 7 8 9 10