

1 2 3 4 5 6 7 8 9 10

A

B

C

D

E

F

A

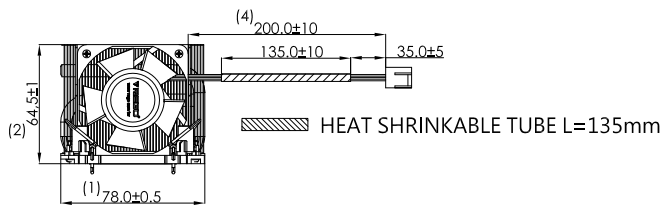
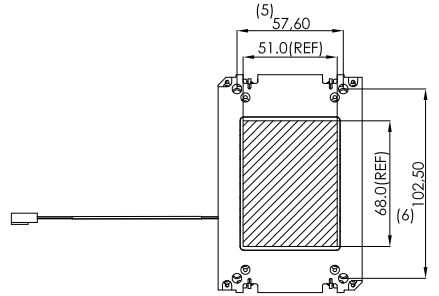
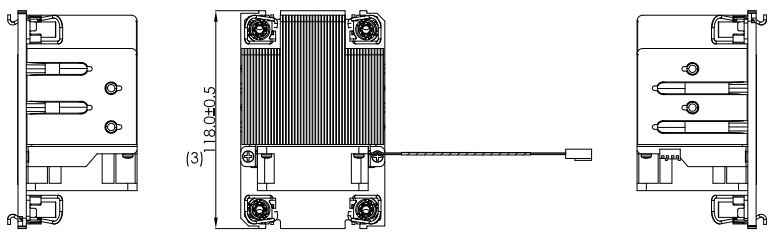
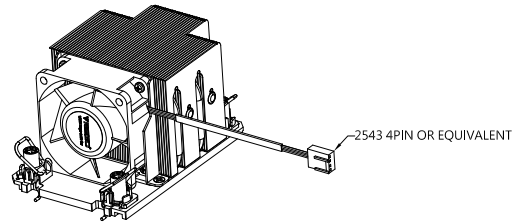
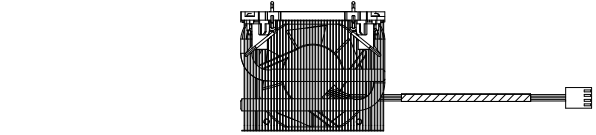
B

C

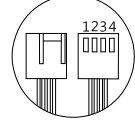
D

E

F



SCALE 4:1



NOTES

- 1.LEAD WIRE UL 1007 AWG#26
- PIN 1:BLACK WIRE---(-)
- PIN 2:RED WIRE---(+)
- PIN 3:YELLOW WIRE---(SIGNAL)
- PIN 4:BLUE WIRE---(PWM INPUT)
- 2.HOUSING:2543-4P (BEIGE) OR EQUIVALENT

NOTES:

NO	PART NAME / NUMBER	DESCRIPTION	PCS
0	RGE-ST001-1	∅24	1
1	1-0200090877	D6x9.8L	4
2	PF60251BX183307	60x25	1
3	RGB221-N		1
4	THERMAL GREASE	X23-7762 (51x68x0.15)	1
5	PHM PACKAGE CARRIER	75x113.6x18	1

		PROPRIETARY NOTE THIS DOCUMENT CONTAINS CONFIDENTIAL INFORMATION AND PROPRIETARY TO REGO ELECTRONICS AND SHALL NOT BE REPRODUCED OR DISCLOSED TO OTHER DOCUMENTS OR USED FOR ANY PURPOSE OTHER THAN THAT FOR WHICH WAS OBTAINED WITHOUT THE EXPRESSED WRITTEN CONSENT OF REGO ELECTRONICS.			
		PROJECT	APPROVED	MATERIAL	DATE
TITLE		CHECKED	FINISH	SCALE	.XX ± 0.30
PART NO		DRAWN	UNITS	REV	.XXX ± 0.10
RGB221		VIC	mm	A	1 OF 1

1 2 3 4 5 6 7 8 9 10