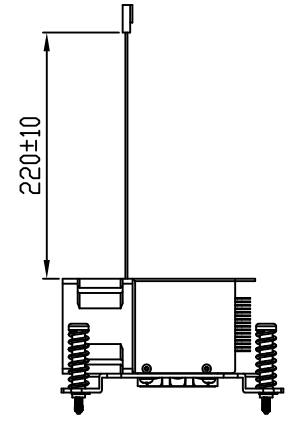
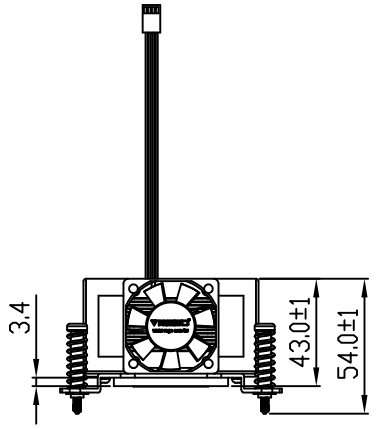
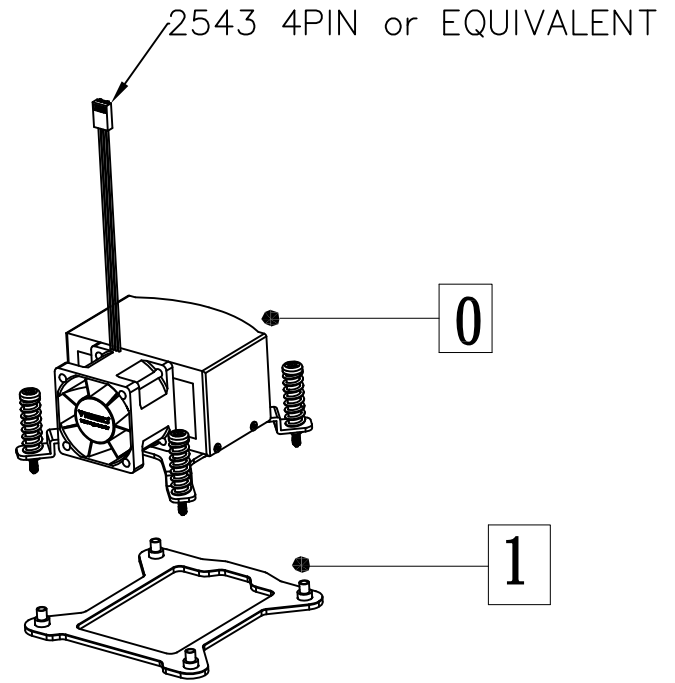
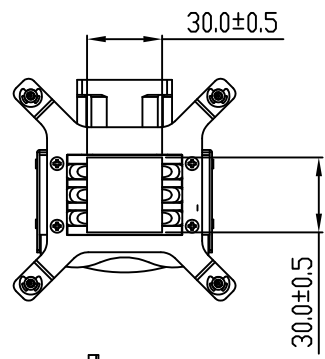
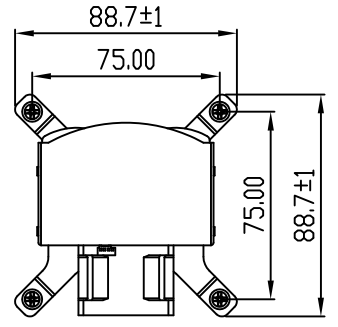
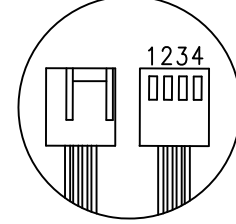


A	12.5.2020
REV	DATE

Thermal Grease Position
Bottom View



Scale 4:1

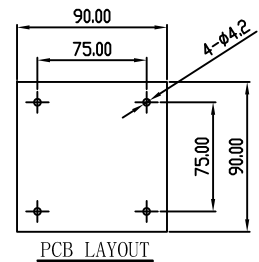


NOTES:

- LEAD WIRE: UL1571 AWG#28
Pin1. BLACK WIRE---(-)
Pin2. RED WIRE---(+)
Pin3. YELLOW WIRE---(SIGNAL)
Pin4. BLUE WIRE---(PWM INPUT)
- HOUSING:2510-4P,2543-4P OR EQUIVALENT



Notes:

ITEM	PART	DESCRIPTION	QTY
14	RGE-ST002-1	LABLE	1
13	GREASE	GREASE X23-7762 30*30*0.15mm	1
12	AL FIN (16 FINS)	AL 1050	1
11	HEAT PIPE	C1020	3
10	AL BASE	AL	1
9	CLIP SCREW	SAE C1018 或 SAE 1215MS	4
8	CLIP Spring	SPRING_SWP	4
7	COVER SEREW	SAE C1018 或 SAE 1215MS	4
6	1156_CLIP	1156_CLIP	1
5	E-RING	SK7	4
4	AL BASE SCREW	SAE C1018 或 SAE 1215MS	4
3	FAN SCREW	SAE C1018 或 SAE 1215MS	4
2	FAN 3828	FAN 3828	1
1	FAN COVER	AL 5052	1



PROPRIETARY NOTE:

This document contains confidential information and proprietary to Rego Electronics and shall not be reproduced or disclosed to other documents or used for any purpose other than that for which was obtained without the expressed written consent of Rego Electronics.

.X ± 0.30	APPROVED: Chris	 http://www.rego.com.tw	
.XX ± 0.20	CHECKED: Levi		
.XXX ± 0.15	DRAWN: Vic		
X° ± 3'	UNITS: mm	SCALE: NONE	TITLE: 2U CPU Cooler for Intel Socket 115x Processors
			PART NO: RG3216-SN43
			SHEET: 1 OF 1